

DELTA



Flight Attendant Apparel and Appearance

... SAN ... **FLAS**

FLA. LOS ANGELES/LONG BEACH

DELTA → →

BEAUMONT / PORT ARTHUR, TEXAS. CHATTANOOGA, TENN.

ALF. **KANSAS CITY, MO.**

Washington, D.C. / Baltimore, MD.

8 00a	11 32a L	351/709	Boston	9 55a L	10 35a	608	NONSTOP
4 10p	8 06p J	307/959	Boston	7 00p L	7 40p	402	NONSTOP
8 30p	10 49p L	283/321	Boston				

SAN JOSE, CALIF. NEW YORK LAS VEGAS

AIRPORT DALLAS/FT.WORTH



Message From Committee



This booklet has been prepared to completely inform you of the proper ways to wear and care for your new wardrobe. It also contains other grooming information that you might find helpful to insure the professional appearance standards needed in your job. The ideas and concepts contained in this brochure represent the culmination of a great deal of in-depth consideration of every aspect pertaining to how this uniform ensemble should be worn.

As you know, your elected uniform representatives were very instrumental, based on your individual input, in selecting this unique wardrobe. They have maintained a positive, objective, enthusiastic and dedicated approach regarding responsibilities to you as your elected representatives. We feel, as do others, that this selection process sets a new standard within our industry.

Here are some of the things that your uniform representatives had to say about their experience in this program:

"I'm sure I speak for everyone when I say we've enjoyed it so much and have learned and benefited greatly from the experience. If ever we had doubts as to the limits of Delta's greatness, they have completely vanished and we've all become more convinced than ever that we do, indeed, work for the best! Thank you."

"When elected to the uniform selection committee, I was under the misapprehension that picking a new uniform would be a simple matter of lining up a few outfits and eliminating all but one. This was oversimplifying the case."

"Although we came into the committee as individual base representatives, we adjourned with a united feeling that we have reflected the trust and confidence of all the members of the "Delta Family" that brought us together."

"The Delta Uniform Committee's participation in the successful selection of the new flight attendant uniform, working in conjunction with company management and Omniform, is a prime example of the fine management/employee relations that exist at Delta."

"The team effort present in this selection was evident from the start and is continuing successfully through the prefit program, alterations and on to the change-over."

"I take great pride in having taken part in this project."

"Before I ran for the uniform committee, I knew I'd never find the perfect uniform for everyone. I realized the work would be hard, tedious, and time consuming, with as much criticism as praise. What I didn't realize was what vital organs make up the heartbeat of an airline."

"Together we did what other airlines deemed impossible."

"I can only say how fortunate I feel to have shared this experience with 14 of 4,203 terrific people."

"First of all, I want to say how much I have enjoyed representing the flight attendants in my base. The committee workings have been enlightening insofar as knowing the details of selecting a fashionable and acceptable uniform for 4,000 flight attendants."

"I want to thank all the Flight Attendants in my base for their high percentage of participation. This is the main reason, I think, for such great success with this new uniform."

"Working with this uniform committee has been the most informative and interesting project I have had the opportunity to work on during my flying career with Delta."

"To get behind the scenes of the garment industry, meet our designer, Pat Ashley – and be so much a *part* was beyond my expectations in working with the committee."

"Always an important part of a special assignment is getting to meet our fellow employees from other bases and realizing how much of a family we really are. We have worked, played and learned together. We have grown as individuals."

"Being a part of the uniform committee has been a very unique and rewarding experience. It's given me the opportunity to see many sides of Delta that I never realized existed. I never dreamed there would be so much involved in choosing our new uniform. Working with management and the flight attendants from all the bases has been very hard work, but it's also been very exciting."

"The overwhelming choice, of course, was Omniform's presentation. I feel like when we go into the changeover the rest of the airline industry is going to come to a standstill. This is the most sophisticated and unique uniform ever. We are definitely going to be able to convey our professional image."

"I am very proud to be a part of the uniform committee."

"Our thanks go to Pat Ashley, Designer, and to "all" the fabulous people of Omniform, as well as the Delta management, for letting our flight attendants select a uniform committee and, in turn, giving the committee and flight attendants every opportunity to express themselves."

Additionally, let us quote your designer, Pat Ashley: "The flight attendants and management group I worked with take their careers seriously. They strive to maintain high standards and work together like professionals. It has been a pleasure to work with Delta. I can hardly wait until August to travel somewhere to see my designs being worn by the Delta flight attendants."

As you can tell, it has been quite an experience for everyone involved. Utilize this booklet to its fullest extent and you will be able to wear your exciting new ensemble with the pride and the confidence so characteristic of a professional Delta flight attendant.

Grooming and Personal Appearance

Though the new Delta wardrobe has, of course, brought significant changes in the wear and care of the uniform, Grooming and Personal Appearance standards remain basically the same. These standards with which you are no doubt familiar are reiterated here for your convenience.

FEMALE FLIGHT ATTENDANTS

Complexion

Keep your complexion at its best. Use only those cosmetics which harmonize with your coloring and uniform. Make-up should be natural looking. Never repair make-up in the cabin of the aircraft or in public places.

Eye Make-Up

Apply eye make-up sparingly, using subtle colors so that it merely highlights the eye features and is not noticeable. False eyelashes may be worn; however, you must control their condition, color, style, length and general appropriateness.

Hair

Style—Always wear hair in a neat and attractive style. It should not be extreme and should contribute to an overall neat feminine appearance. Styles must always look appropriate for business wear.

Length—Hair length may vary according to the hair style desired by the individual. The length of the finished hair style cannot hang lower than the base of the shoulder blade.

Guidelines for Hair Lengths/Styles:

Chin Length—May be worn with/without a barrette as long as it remains neat throughout the entire flight.

Collar Length/Shoulder Length (on the shoulder)—sides must be confined in a current fashion. Sides may be secured at the crown of the head or at the nape of the neck with a barrette. Sides are not to be just tucked behind the ear.

Below Shoulder Length—Must be confined. May be worn in a Peruke, George Washington, chignon or bun, French or Grecian twist or knot. Hair may not be worn long and loose. George Washington must be secured to *remain* behind the shoulders at all times.

Corkscrews—A curl on each side of the face (cork-screw) is permitted if they remain no longer than one inch below the ear lobe. The corkscrews must be curled at all times.

Pom Pom—One pom pom may be worn at the back of head.

Afro—Afros must be tapered. They cannot be too short or too long.

Curls—Small clusters are permitted, if not dramatic and are appropriate for business wear.

These guidelines should be followed to prevent the hair

from falling toward the face while serving.

Color and Condition—Hair coloring is permitted if it enhances the appearance of the stewardess. Dyes, tints, bleaches, rinses, color blending, frostings can be used with the approval of the Base Supervisor using this criteria:

Hair color must compliment stewardess' complexion and eyes.

Hair color must be maintained.

Hair color must be supported by regular Beauty Salon and/or home treatment programs to ensure good hair condition at all times.

Grooming—Hair grooming will be kept neat while in-flight; however, a stewardess will not arrange hair in presence of passengers.

Hair must be clean and neat with no wispy or straggly ends.

Hair growing out from short to long must be maintained in a neat attractive style.

Hair nets will not be worn.

Combs, hair pins or bobby pins must not be visible. Rubber/elastic bands must be covered with a barrette or hair.

Hair ribbon may be worn in place of the scarf to secure hair.

The following hair styles, or any combination thereof are not authorized:

Extreme bouffants, extreme afros, extreme shags.

Ponytails, dogears, pigtails.

Gypsy, love knot, corn rows.

Hairpieces

Wigs, wiglets, hairpieces and falls are valuable accessories to good hair grooming and are permitted if of good quality. Mini-braids are permitted when used to cover the base of a hairpiece, in place of a ribbon or as part of a hair style. A large braid may be used as a headband, to cover the base of a hairpiece or as part of a hair style. All hairpieces must meet all of the guidelines contained under Hair. Wig boxes will not be carried as cabin baggage. If worn on a trip, the wig must be worn for the entire trip including sign-in.

Legs and Underarms

Keep both areas free of hair.

Hands

Take special care of your hands and fingernails as they are in constant view of the passengers. Keep fingernails well manicured.

Apply nail polish freshly before going on duty.

Lipstick, Nail Polish

Choose shades of lipstick and nail polish which compli-

Grooming and Personal Appearance

ment the natural coloring of the individual.

Perfume

Perfume is permissible if used conservatively. Use light scents, as exotic aromas become objectionable in the pressurized cabin.

Weight

Immaculate uniform appearance is greatly dependent upon weight. It must be in correct proportion to your height. Keep your weight within the limits of the following table.

Height	Weight	Height	Weight	Height	Weight
5'2"	113	5'5½"	127	5'9"	145
5'2½"	114	5'6"	130	5'9½"	147
5'3"	116	5'6½"	132	5'10"	150
5'3½"	118	5'7"	135	5'10½"	152
5'4"	120	5'7½"	137	5'11"	155
5'4½"	122	5'8"	140	5'11½"	157
5'5"	125	5'8½"	142	6'0"	160

Eye Glasses

Flight attendants who have problems wearing contacts may wear framed lenses under the following conditions:

Approval from personal doctor stating that the person involved is unable to wear contact lenses in-flight.

All lenses and frames must be approved by a supervisor.

Darkly shaded lenses will not be approved; some light tint may be approved.

The frames must be plain, with a contemporary style, and in keeping with the style of career wearing apparel. Extreme stylings of "Granny" glass frames will not be approved.

Off-Duty Wearing Apparel

When off duty, wear appropriate street clothes while visiting terminal, company offices, or other company facilities.

Maintaining Appearance

Develop the habit of performing a rigid personal inspection before going on duty. Freshen up your appearance before arrival at each station.

MALE FLIGHT ATTENDANTS

Complexion

Keep your complexion at its best. Avoid after shave lotions and colognes which irritate your face.

Hair

Men's hair styles vary considerably; however, the guidelines listed below are to be followed.

Hair in the back should not extend below the top of the

shirt collar. If hair is long in the back, it should be neatly "blocked" or "tapered". Hair on the side should be neatly cut or styled so as not to cover more than the upper half of the ear.

Sideburns should be light to moderate in thickness and should not be extreme in style; i.e., "muttonchops" are not permitted. Sideburns should not extend below the bottom of the earlobe. Mustaches are acceptable if kept short and neatly trimmed; however, "handlebar" or "Fu Manchu" styles are not acceptable. Beards, chin whiskers, or hair on the lower lip are not acceptable.

Hands

Take special care of your hands and fingernails as they are in constant view of the passengers. Keep fingernails well manicured.

After Shave Lotions and Colognes

Use conservatively. Use light scents, as strong aromas become objectionable in the pressurized cabin.

Weight

Immaculate uniform appearance is greatly dependent upon weight. It must be in correct proportion to your height. Keep your weight within the limits of the following table.

Height	Weight	Height	Weight	Height	Weight
5'2"	127	5'5½"	142	5'9"	160
5'2½"	128	5'6"	145	5'9½"	162
5'3"	130	5'6½"	147	5'10"	165
5'3½"	132	5'7"	150	5'10½"	167
5'4"	135	5'7½"	152	5'11"	170
5'4½"	137	5'8"	155	5'11½"	172
5'5"	140	5'8½"	157	6'0"	175

Eye Glasses

Stewards who have problems wearing contacts may wear framed lenses under the following conditions:

Approval from personal doctor stating that person involved is unable to wear contact lenses in-flight.

All lenses and frames must be approved by the assistant supervisor.

Darkly shaded lenses will not be approved; some light tint may be approved.

The frames must be plain, with a contemporary style, and in keeping with the style of career wearing apparel. Extreme stylings of "Granny" glass frames will not be approved.

Off-Duty Wearing Apparel

When off duty, wear appropriate street clothing while visiting terminal, company offices, or other company facilities.

Maintaining Appearance

Develop the habit of performing a rigid personal inspection before going on duty. Freshen up your appearance before arrival at each station.

Wearing Regulations

We feel the Uniform Wearing Regulations that follow are the minimum needed to insure the maintenance of a professional appearance. Appearance is so vital to the success of Delta in one of the most competitive industries of American business today.

Overcoat, Raincoat and Reversible All-Weather Coat—The coats must be worn with hem one inch below skirt length. Coats must be buttoned and belted when worn. Belts may be tied.

Blazer and Shirt Jacket—The blazer and shirt jacket may be worn with any of the basic garments as long as the fabric and colors are the same. Either belt can be worn with the shirt jacket or it may be worn unbelted.

Pants—The pants must be of a length that touches the top of the shoe with no break. Fabric and color must match the jacket worn.

Skirt—The skirt length may vary from two inches above the knee to one inch below, measured from the crease in the back of the knee. Fabric and color must match the jacket worn.

Dress—The dress may be worn belted or unbelted. The length is the same as the skirt. Can be worn with the shirt jacket of the same fabric and color. Blouse or turtleneck sweater may be worn under the dress if desired.

Jumper—The jumper may be worn belted or unbelted. The length is the same as the skirt. It must be worn with a long- or short-sleeved blouse or turtleneck sweater. Can be worn with blazer or shirt jacket of the same fabric and color.

Tunic Top—Can be worn with or without long-sleeve blouse, short-sleeve blouse, or turtleneck sweater, and with or without either belt. Skirt or pants must be of the same color and fabric as the tunic.

Blouse—Must be worn inside the waistband. May be worn as an outer garment on board the aircraft only. Must be accompanied by another garment, such as either jacket, the vest or sweater vest while in public and during boarding and deplaning.

Serving Smock—When worn the serving smock must be completely snapped. This garment must be worn any time when needed to keep the uniform from getting soiled. The serving smock should not be worn by the flight attendant assigned to the boarding or deplaning door and should not be worn off the aircraft.

Scarves—May be used to accent the uniform in various ways. May be worn as protection for the head in cold and windy weather. Scarves may be worn in the hair as a headband no wider than 2½ inches, or on the back of the hair. (no turbans/babushkas)

Sweater Set—The cardigan sweater must always be worn with the sleeveless sweater as a set or with the turtleneck as a set when off the aircraft. It can be worn alone for warmth on board the aircraft, if necessary. The sleeveless sweater may be worn over the blouse as a vest accenting the blazer or shirt jacket, or as an outer garment over the blouse with the pants or skirt.

Belts—When a belt is worn, it must be at the natural waistline. When the tie belt is worn, it must be of the same color and fabric as the garment with which it is worn.

Hats—Felt Hat: The felt hat can be worn with any of the garments to create a dressy look. Rain Hat: The rain hat can be worn as protection in inclement weather or at any time when all-weather coat or raincoat is worn. Knit Hat/Muffler Set: May be worn with any of the outer coats for warmth, either together

as a set or as separate units.

Delta Print T-Shirt—T-shirt may be worn only with the skirt/pants and shirt jacket combinations, never with the blazer. Secondary garment must always be worn over T-shirt; i.e., shirt jacket or serving smock.

Turtleneck Sweater—The turtleneck sweater regulations are the same as those for blouses except it may be worn outside the waistband, with or without striped belt. Can be worn under dress, jumper or tunic.

Delta Marked Sleeveless Sweater—The Delta marked sleeveless sweater is worn in the same manner prescribed for the striped sleeveless sweater.

Vest—The vest may be worn as an outer garment over the blouse or turtleneck with either the pants or skirt of matching fabric and color. The blazer may be worn over either of these combinations as an outer garment. The vest must be worn completely snapped at all times.

Shoes and Boots—The shoe/boot heels can be no shorter than 2 inches as measured from the back of the heel and no platforms over one-half inch are permitted. The high vamp style shoes in vinyl or leather are preferred; however, a plain pump of the appropriate color is permitted. The shoe must be of one color and may have an appropriate gold, silver or matching leather trim. The boots should be plain with no trim. The boots can only be worn with the coats and not on the aircraft except under the pants. Matching wooden heels are permitted. Wedges are not approved. Crepe soles are permitted only if one is unable to tell it is crepe.

Hosiery—Hose will be in natural skin tones only.

Jewelry—Wear jewelry sparingly and in keeping with the uniform. Approved jewelry items — Loop earrings: gold or silver. Cannot exceed the size of a quarter in circumference and ¼ inch in width. Stud earrings: earrings must compliment the uniform and cannot exceed the size of a quarter in circumference. Bracelet: one solid gold or silver bracelet is approved as long as it does not exceed ½ inch in total width. Rings: three rings are permissible. No more than two rings may be worn on one hand. Wedding set will be considered as one ring. Necklace: thin, single strand, gold or silver chains or wire chokers with no attachments are permitted.

Purse—The purse is a brown leather with adjustable shoulder strap and inside compartments. The purse must always be used while in uniform. Avoid over stuffing the purse, and distorting its shape. Also, avoid having paper work or other items visible hanging out of the outside pocket on the back of the purse.

Gloves—Gloves must be a brown that matches the purse. Gloves are optional and are to be worn only with the coats.

Ribbons—Ribbons may be worn in the hair as long as the color matches the samples provided in each case.

Wing Placement—Blazer: Centered on left lapel approximately 2 inches below collar notch. Shirt Jacket: Left side placed on yoke seam with widget centered above princess seam line. Tunic Top: Left side placed on yoke seam with widget centered above princess seam line. Jumper: Left side placed on yoke seam with widget centered above princess seam line. Dress: Centered on left side approximately 6 inches below top of shoulder. Vest: Centered on left side approximately 6 inches below top of shoulder. Sleeveless Sweater/Delta Marked Sleeveless Sweater: Center of sweater approximately 1 inch below neck binding. Cardigan Sweater: Centered on left side approximately 6 inches below top of shoulder. Service pins should be worn centered directly below wings.

When asked by our Omniform division to do a flight attendant uniform for Delta Air Lines, my first thoughts were to create uniforms that give a sense of style which will remain, rather than be fads of fashion.

I also thought the uniforms should be as functional and versatile as possible. For that reason, I went to J.F.K. airport and observed the Delta girls coming to and from work. In my travels, I flew Delta as often as possible. I watched the flight attendants at work: boarding, in the galley, serving and deplaning. I talked to many of them.

From these discussions and the information that was provided me by the questionnaire filled out by the flight attendants, came many of the functional aspects of the uniform.

By using a knit fabric and a woven one, all needs can be met. The knit allows for comfort with a softer look while the woven gabardine has the crisp, tailored look. Gripper snaps instead of buttons are used in several garments for better wear as well as good design. The T-shirt was designed as a transitional garment that allows the girl to remove the shirt jacket before putting on the serving smock.

As for the designs, I wanted something very identifiable that the girls would be proud to wear. Something that said, "I work for Delta." The colors, stripe trim and graphic print follow this point.

I wanted the uniform to be stylish and feminine as well as functional. That's why many styles have a princess line cut that flatters the figure and also provides ease of movement. I wanted to feel proud to see the flight attendants in an airport or on a plane and think to myself that they looked super and the very best I could imagine on any airline.

It has been very rewarding to see and hear the enthusiasm of the Delta representatives. The uniform committee is an outstanding group of people that can intelligently discuss and agree on what to do. The Delta management group allowed the committee enough responsibility to make this program representative of the flight attendant wishes.


The flight attendants and management group I worked with take their careers seriously. They strive to maintain high standards and work together like professionals. It has been a pleasure to work with Delta. I can hardly wait until August to travel somewhere and see my designs being worn by the Delta flight attendants.

Pat Ashley





Issued Uniform Guide



On this poster you will find illustrations and descriptions of all the garments included in the new Delta Collection designed by Pat Ashley. This selection guide has been provided to familiarize you with the new wardrobe and to help you decide what you want in your personal ensemble. Take this illustrated guide and read it at your leisure. It will, no doubt, be helpful to you in making these all-important decisions on what you will be wearing in the near future. If this guide succeeds in

making your prefitting session a little less bewildering, then it will have served you well. On this side of the poster are the items that are part of your issued wardrobe. The reverse side contains those items that may be purchased as optional items through payroll deduction. In addition, extra items in the basic wardrobe may be purchased as optionals through payroll deduction. Within the basic ensemble you will have a choice of color and fabric, as well as style.

OVERCOAT



Every Delta Flight Attendant will receive, as the center piece of her new basic wardrobe, this smart and practical overcoat done in Horizon Blue. Tri-color stripe epaulets accent the shoulders of this snug one hundred percent wool outer garment. Of special note, are the stylish six-button double-breasted front, functional pockets, fashionable cuffs, and a center back vent for easier fit and more comfort when moving about. The lining is made of one hundred percent acetate. This stunning coat will keep you warm in Chicago or Boston on cold winter days. Fashionable yet functional, you're sure to like it.

TUNIC

For something simple and easy to wear the new collection provides a tunic for each Delta Flight Attendant. This durable mainstay of the ensemble doesn't lack for variety and style either. You have your choice of color and fabric as with the shirt jacket. Remember, make sure you select a bottom in a matching fabric to coordinate as a suit. The tunic is short-sleeved with a stand up collar. The placket front opening on this comfortable garment is cut deep enough to allow it to be pulled easily over the head. Stylish points include yoke front and back detail, flattering fit lines, and double row top stitching to outline the fit lines.



BLAZER JACKET



Another of the basic items in the new Delta collection is this smart looking blazer. This jacket is available in either blue or camel color and comes in woven fabric only. The features are multitudinous. It has fly front style with notched lapels; high style double pocket flaps on the right side; and double row top stitching to accent pockets, lapels and front opening. This item is designed to be worn with skirt or pants as a suit look. Therefore, you will have to select a woven skirt or pants. Lined in 100% woven polyester with figure flattering front and back seam lines, this blazer should be among the most pleasing pieces of apparel in the new collection.

BLOUSES

You will be issued three blouses as part of your basic uniform. You may choose any combination of color and sleeve length. Because blouses are more delicate and are worn closer to the body you may order additional blouses of any style through payroll deduction. These versatile components of your new uniform collection are made from 100% Qiana nylon knit which will be very comfortable to work in yet is luxurious in appearance and texture. Short-sleeved or long-sleeved these blouses are cut in classic shirt-blouse styles sure to endear them to Delta Flight Attendants.

The three color combinations you will be choosing from represent a stunning variety when viewed as a complete range. The colors, light blue, peach, or tri-color stripe on a beige background, present a dazzling number of possible combinations when worn with the array of pants, skirts, jackets and jumpers already included in your wardrobe. Each color has been selected to coordinate with each and every other garment in your wardrobe.



ALL-WEATHER COAT



Companion to the new wardrobe's overcoat is a new all-weather coat. When you select your new basic ensemble you will have a choice to make between this reversible all-weather coat or the raincoat described below. The all-weather coat's outstanding feature is its reversibility. Camel colored on one side and blue on the opposite side this five button Balnacaan is styled with regular closures. Fifty

SERVING SMOCKS

Each Flight Attendant will receive two serving smocks, both made from the "Delta Cities" graphic print. One is blue printed on a beige background, the other is a reverse print with beige lettering on blue. The fabric is 65% polyester and 35% cotton in a soil release finish that makes it easier to wash out food stains. Ease of laundering; comfortable to wear in a hot sunny day; "easy off and on"



DRESS & JUMPER

The new Delta collection gives you a choice in your basic wardrobe between either a dress or a jumper. The dress comes only in knit fabric. The jumper is available only in woven fabric. However, both are available in camel or blue color. The dress is short-sleeved and features a back zipper with shirt-type collar, modified A-line styling and tri-color stripe accents on the sleeves. The sleeveless jumper



BELT

OVERCOAT



Every Delta Flight Attendant will receive, as the center piece of her new basic wardrobe, this smart and practical overcoat done in Horizon Blue. Tri-color stripe epaulets accent the shoulders of this snug one hundred percent wool outer garment. Of special note, are the stylish six-button double-breasted front, functional pockets, fashionable cuffs, and a center back vent for easier fit and more comfort when moving about. The lining is made of one hundred percent acetate. This stunning coat will keep you warm in Chicago or Boston on cold winter days. Fashionable yet functional, you're sure to like it.

ALL-WEATHER COAT



Companion to the new wardrobe's overcoat is a new all-weather coat. When you select your new basic ensemble you will have a choice to make between this reversible all-weather coat or the raincoat described below. The all-weather coat's outstanding feature is its reversibility. Camel colored on one side and blue on the opposite side this five button Balnacaan is styled with raglan sleeves. Fifty percent polyester and fifty percent cotton, this coat has an easy-care water repellent finish. If during a trip you have the misfortune to soil one side, just reverse it to the other side until you have an opportunity to clean it. It's a good looking garment for weather that's wet or cool. Reversibility enhances its versatility, making it a real winner in marginal weather. In fact, it's ideal for cool winter weather in Dallas or Atlanta.


RAINCOAT



If you weren't smitten with the reversible all-weather coat depicted above, perhaps we can offer you a viable alternative to it. Fix your eyes on this raincoat which you may choose instead. You'll notice it's done in classic trench style and similar in design to your new overcoat. Featuring self-fabric belt and functional pockets it comes in the camel color. This is no handicap, however, when you consider the fact that it's practical easy-care water repellent finish, and fifty percent polyester/fifty percent cotton fabric will make a stylish splash whenever the weather becomes wet. This is a lightweight durable coat that will keep you dry yet cool in Miami, New Orleans or Houston.

TUNIC

For something simple and easy to wear the new collection provides a tunic for each Delta Flight Attendant. This durable mainstay of the ensemble doesn't lack for variety and style either. You have your choice of color and fabric as with the shirt jacket. Remember, make sure you select a bottom in a matching fabric to coordinate as a suit. The tunic is short-sleeved with a stand up collar. The placket front opening on this comfortable garment is cut deep enough to allow it to be pulled easily over the head. Stylish points include yoke front and back detail, flattering fit lines, and double row top stitching to outline the fit lines.



SERVING SMOCKS

Each Flight Attendant will receive two serving smocks, both made from the "Delta Cities" graphic print. One is blue printed on a beige background, the other is a reverse print with beige lettering on blue. The fabric is 65% polyester and 35% cotton in a soil release finish that makes it easier to wash out food stains. Ease of laundering; comfortable to wear in a hot galley; the "easy off and on" front opening; these are the features that make it well designed functionally. The flattering yoke detail, internal seaming for a better fit, and the ample front and back length for protection of garments worn underneath; give these smocks the proper balance between utility and simple good looks.



SHIRT JACKET

As part of the new basic Delta ensemble you will receive one shirt jacket, and here you face several choices; four of them, as a matter of fact. You may select a jacket of camel or blue color in either woven or knit fabric. Additionally, you should be careful to select a matching skirt or pair of pants so you can wear it with your shirt jacket for a suit look. The jacket comes with a self-fabric belt and features yoke detailing front and back, angled pockets, and an unlined soft look. The front placket, collar, and yoke are accented with double rows of top stitching. This casual jet-age jacket should be a winner with everyone who wears it or watches it.



BLAZER JACKET

Another of the basic items in the new Delta collection is this smart looking blazer. This jacket is available in either blue or camel color and comes in woven fabric only. The features are multitudinous. It has fly front style with notched lapels; high style double pocket flaps on the right side; and double row top stitching to accent pockets, lapels and front opening. This item is designed to be worn with skirt or pants as a suit look. Therefore, you will have to select a woven skirt or pants. Lined in 100% woven polyester with figure flattering front and back seam lines, this blazer should be among the most pleasing pieces of apparel in the new collection.

DRESS & JUMPER

The new Delta collection gives you a choice in your basic wardrobe between either a dress or a jumper. The dress comes only in knit fabric. The jumper is available only in woven fabric. However, both are available in camel or blue color. The dress is short-sleeved and features a back zipper with shirt-type collar, modified A-line styling and tri-color stripe accents on the sleeves. The sleeveless jumper is designed to be worn with any of the blouses in the new collection. Its yoke front, back zipper, and flattering fit lines accented with top stitching combine to make the jumper worthy of selection. Both the dress and jumper can be worn with or without the tri-color belt. If you do not desire either garment, you may select an additional skirt or pair of pants as a substitute.

SWEATER SETS—PANTS/SKIRT

Another of the basic uniform packages that you will find particularly appealing is the new sweater set. The set consists of a sleeveless pullover and a co-ordinated long-sleeved cardigan. Both sweaters are knitted from 100% Dupont Wintuk® acrylic yarn. The beige background, with blue and peach accent stripes, shown here can be worn with either pants or skirt. You can select either two skirts or two pairs of pants or one of each for use in your wardrobe. The pants feature fly front, a slight flare leg, flat front waistband, an elasticized back waistband for fit and comfort, and a cockpit key pocket just below the waistband on the right-hand side. The Delta skirt is four gore with a zipper in back. The modified A-line style features elastic pieces in the waistband for comfortable fit and a cockpit key pocket just below the waistband on the right-hand side. Pants and skirts are available in your choice of fabrics and colors.

BLOUSES

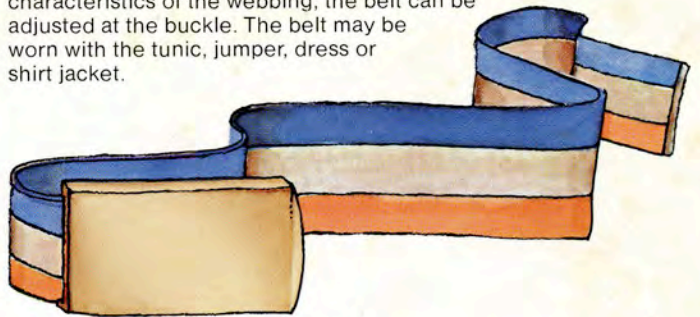
You will be issued three blouses as part of your basic uniform. You may choose any combination of color and sleeve length. Because blouses are more delicate and are worn closer to the body you may order additional blouses of any style through payroll deduction. These versatile components of your new uniform collection are made from 100% Qiana nylon knit which will be very comfortable to work in yet is luxurious in appearance and texture. Short-sleeved or long-sleeved these blouses are cut in classic shirt-blouse styles sure to endear them to Delta Flight Attendants.

The three color combinations you will be choosing from represent a stunning variety when viewed as a complete range. The colors, light blue, peach, or tri-color stripe on a beige background, present a dazzling number of possible combinations when worn with the array of pants, skirts, jackets and jumpers already included in your wardrobe. Each color has been selected to coordinate with each and every other garment in your wardrobe.



BELT

The elasticized web belt in tri-color stripe is perhaps the most versatile item in the basic wardrobe. It has a matte finish gold tone buckle and, in addition to the inherent stretching characteristics of the webbing, the belt can be adjusted at the buckle. The belt may be worn with the tunic, jumper, dress or shirt jacket.



SCARF SET

The "Delta Cities" graphic print makes its appearance again with a scarf set included in the new basic uniform. You'll receive two 100% woven polyester scarves with your wardrobe. One is a 30" square and the other is a 15" x 40" rectangle. Trimmed in a Georgia Peach border, they are washable and provide a beautiful accent to any of the basic or optional items featured in this new Delta ensemble.





Optional Items



Now that you've looked over the basic wardrobe on the reverse side of this poster, you will want to know about co-ordinated optional items. The items displayed and described below have been designed to add to or complement your basic wardrobe, and may be purchased by you through payroll deduction. Optional items must be selected during your original basic issue prefit appointment. These options have been included to satisfy the suggestions made on the questionnaire sent out to all Flight Attendants prior to the selection of the uniform.

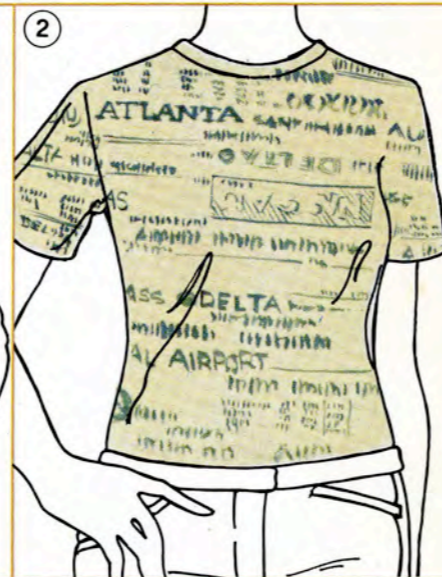
1 VEST:

Available in woven fabric only and available in either camel or blue. Features tri-color stripe braid on sides and on the belted back, 5 snaps, and shorty length.



2 T-SHIRT:

Made of "Delta Cities" graphic print, it features short sleeves, jewel neck, and 50% polyester/50% cotton knit. Comfortable and durable, it is the most versatile and unique item ever featured in an airline program, and may be worn underneath a variety of other pieces in the ensemble.



5 ACCENT SCARVES:

Designed to be used to accent your ensemble. These small rectangles are available in peach, light blue, and tri-color stripe on a beige background. The fabric is 100% Qiana nylon.



6 HAT & MUFLER SET:

This knit hat and muffler set provides extra warmth on cold days. Features beige background with stripe accent colors. Made of 100% Dupont Wintuk® acrylic, and color co-ordinated with the sweaters. This must be purchased as a set.



1

2

3

4

3 DELTA SWEATER:

The same basic style as the striped sleeveless basic issue sweater. It has DELTA knitted into the fabric, and can be worn separately or with the striped cardigan sweater. The fabric is 100% Dupont Wintuk® acrylic.



4 TURTLENECK:

A long sleeved, full turtle neck beige sweater with tri-color stripes around the collar. An excellent item to add variety to your wardrobe for cooler weather. The fabric is 100% Dupont Wintuk® acrylic.

5 ACCENT SCARVES:

Designed to be used to accent your ensemble. These small rectangles are available in peach, light blue, and tri-color stripe on a beige background. The fabric is 100% Qiana nylon.



6

6 HAT & MUFLER SET:

This knit hat and muffler set provides extra warmth on cold days. Features beige background with stripe accent colors. Made of 100% Dupont Wintuk® acrylic, and color co-ordinated with the sweaters. This must be purchased as a set.



7



7 DRESS HAT:


Here is a smart, fashionable hat to complete your uniform ensemble. Of 100% wool felt with tri-color stripe braid accents, it's flattering to the face. Available in blue only, easy to pack and care for, it may be worn with any combination of items in the basic or optional wardrobe.

8 RAIN HAT:

In the same basic style as the dress hat, and reversible camel/blue in color; its' fabric is the same as that of the all-weather coat and raincoat (50% polyester/50% cotton with water repellent finish). Designed to be worn only with either of the raincoats.



Fabric Selection Guide



These are the fabrics to be used in your new wardrobe. Delta Flight Attendants will be the first in the airline industry to have a choice regarding not only the color of their new uniforms but the fabric used as well. Skirts, pants, tunics and shirt jackets are available in both 100% polyester texturized woven and

100% polyester texturized doubleknit fabrics. No fabric yet developed is perfect. Each fabric has some advantages and some disadvantages. To assist you in making your choices we have listed below the basic characteristics of knit and woven polyester fabrics.



Washability



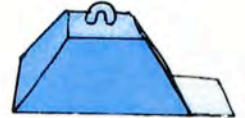
Tailoring



Elasticity



Wrinkle Resistance



Weight

	Washability	Tailoring	Elasticity	Wrinkle Resistance	Weight
Knit	Hand or machine wash, drip or machine dry, little or no touch up ironing required.	Soft look	Fabric gives, and is easy to move in	Excellent—wrinkles generally hang out	Heavier, bulkier
Woven	Machine wash only. Machine tumble dry. May require touch-up ironing.	Crisp look	Fabric is rigid, maintains shape better	Has tendency to dry wrinkle; must be washed or ironed to remove wrinkles	Lighter, more comfortable in warm weather

Both fabrics are the finest available of their type. Each is made from **DU PONT's 100% DACRON® polyester.**



Accessory Selection Guide



Footwear worn with your new uniform must be purchased at personal expense. When choosing your footwear, Pat Ashley recommends a high vamp shoe, either plain or with simple gold or silver finish decoration. The color of the shoe should be as close to the handbag color as possible. Maximum height of the platform should be 1/2". Minimum height of heel is 2".

When selecting your boots, remember they should be of the same color as shoes and handbag. A plain calf-length boot is recommended. Ankle length boots may be worn with pants only. Maximum height of the platform should be 1/2". The minimum heel height is 2".



Wardrobe Wear and Care

How you care for your new Delta wardrobe is every bit as important as how you wear it; perhaps more so. With this in mind, we have provided detailed instructions on the wardrobe's maintenance in this manual. We hope these instructions will answer any questions that might arise. Instructions are included for male flight attendants immediately following those for female flight attendants.

FEMALE FLIGHT ATTENDANTS

Overcoat—100% wool. Professionally dry clean only. Be sure to list your belt on the cleaning ticket. During warm months, store your coat in a garment bag in a cool, dry place.

Raincoat—50% polyester/50% cotton. Professionally dry clean only. Again, be sure to list your belt on the cleaning ticket. Raincoat should be waterproofed after three dry cleanings.

Reversible raincoat—50% polyester/50% cotton. Professionally dry clean only. Waterproof after each three dry cleanings.

Woven garments (unlined)—100% polyester. (skirt, pants, shirt jacket, tunic, jumper). Machine wash, warm, gentle cycle. Tumble dry using delicate or permanent press cycle. Remove promptly when dryer stops. If touch up ironing is necessary, use a steam iron at low setting. OR Hand wash in warm water. Rinse thoroughly and drip dry. Also dry cleanable.

Woven garments (lined)—100% polyester. (blazer and vest). Professionally dry clean only.

Knit garments—100% polyester. (skirt, pants, shirt jacket, tunic, dress). Machine wash, warm, gentle cycle. Tumble dry using delicate or permanent press cycle. Remove promptly when dryer stops. If touch up ironing is necessary, use a steam iron at low setting. OR Hand wash in warm water. Rinse thoroughly and drip dry on a padded hanger. Do not machine dry if hand washed. Store knit garments on wooden or padded hangers to keep their shape. Also dry cleanable.

Sweaters and muffler/hat set—100% Du Pont Wintuk® acrylic. Machine wash, warm or cold water, on gentle cycle. Tumble dry, low heat. Remove promptly when dryer stops. OR Hand wash warm or cold water. Rinse thoroughly. Do not wring; squeeze excess water from garment and then roll in a towel. Do not machine dry if hand washed. Place garment on a flat surface and bunch slightly to air dry. A sweater dryer works well, allowing air to circulate underneath. If touch up ironing is necessary, use a steam iron at low setting. Hang on wooden or padded hangers, or store folded. Also dry cleanable; although washing is recommended.

Blouses and accent scarves—100% Qiana® nylon. Machine wash, warm, gentle cycle. Add a fabric softener to the final rinse to help reduce static electricity. Tumble dry using delicate or permanent press cycle. Remove promptly when dryer stops. If touch up ironing is necessary, use a steam iron at low setting. OR Hand wash in warm water. Rinse thoroughly and drip dry. Also dry cleanable; although washing is recommended.

Serving smock—65% polyester/35% cotton. Machine wash, warm, gentle cycle. Tumble dry using delicate or permanent press cycle. Remove promptly when dryer stops. If touch up ironing is necessary, use a steam iron at low setting. Also dry cleanable; although washing is recommended.

T-Shirt—50% polyester/50% cotton. Hand wash in lukewarm water. Rinse thoroughly and drip dry. OR Machine wash in cold water with a cold water detergent, gentle cycle. Tumble dry, low heat, delicate or permanent press cycle. If touch up ironing is necessary, use a steam iron at low setting. Also dry cleanable; although washing is recommended.

Scarves—100% polyester. Machine wash, warm, gentle cycle.

Add a fabric softener to the final rinse to help reduce static electricity. Tumble dry using delicate or permanent press cycle. Remove promptly when dryer stops. OR Hand wash, warm water. Rinse thoroughly and drip dry. If hand washed, use a steam iron at low setting for pressing. Also dry cleanable.

Web belt—elastic. Remove buckle and HAND WASH in lukewarm water. Rinse thoroughly and drip dry. DO NOT DRY IN DRYER. DO NOT DRY CLEAN. Turn belt over to thread through clasp. This will make it easier to put the belt on, and will help to prolong its life.

Reversible rain hat—50% polyester/50% cotton. Professionally dry clean. Waterproof after each three dry cleanings.

Felt hat—100% soft wool felt. To remove most soils, rub lightly with a piece of white bread or a piece of 00 sandpaper (pouncing paper). The pouncing paper is available at most hardware stores.

Special Note: Snaps—Several of your garments are secured in the front with snaps (serving smock, tunic, and vest). Don't open these garments with one sharp pull. This action will place too much stress on the snaps, causing them eventually to pull loose from the fabric. Best results will be obtained by releasing the snaps one at a time.

MALE FLIGHT ATTENDANTS

Jackets, pants, and vests—55% polyester/45% wool. Professionally dry clean only. Hang on wooden hangers. If touch up ironing is required between wearings, use a steam iron at low setting, & iron over a pressing cloth.

Raincoat—50% polyester/50% cotton with pile lining. Professionally dry clean only. Be sure to list your belt on the cleaning ticket. Raincoat should be waterproofed after each three dry cleanings.

Shirts—65% polyester/35% cotton. Machine wash, warm, gentle cycle. Tumble dry using delicate or permanent press cycle. Remove promptly when dryer stops. If touch up ironing is necessary, use a steam iron at low setting. Also dry cleanable; although washing is recommended.

V-Neck Sweater—100% Du Pont Wintuk® acrylic. Machine wash, warm or cold water, on gentle cycle. Tumble dry, low heat. Remove promptly when dryer stops. OR Hand wash, warm or cold water. Rinse thoroughly. Do not wring; squeeze excess water from garment and then roll in a towel. Do not machine dry if hand washed. Place garment on a flat surface and bunch slightly to air dry. If touch up ironing is necessary, use a steam iron at low setting. Hang on wooden or padded hanger, or store folded. Also dry cleanable; although washing is recommended.

Serving vest—65% polyester/35% cotton. Machine wash, warm, gentle cycle. Tumble dry using delicate or permanent press cycle. Remove promptly when dryer stops. If touch up ironing is necessary, use a steam iron at low setting. Also dry cleanable; although washing is recommended.

Ties—Stripe: 100% polyester. Solid: 55% polyester/45% wool. Dry clean only.

Delta Collection Features Easy to Care Fabrics Made from Du Pont Fibers.

Sweaters—100% Wintuck "Orlon"®
Raincoats, Tee-Shirts—Serving Smocks—50% "Dacron"® Polyester/50% Cotton
Blouses & Scarves—100% "Qiana"® Nylon
Men's Suits—55% "Dacron"® Polyester/45% Wool
All other Garments (except all wool Overcoat)—100% Texturized "Dacron"® Polyester

Hair By Vidal Sassoon

Long Hair... Short Hair... Color It...
Curl It... Wave It... Tendril It... Health It
... Cut It... Wash It... Dry It... Wear It...

Today's contemporary woman needs free, easy hair that lets her look her best while leaving time for her to pursue her many interests. The Delta woman is *on the go*. She wants to look good, but she doesn't have time to spend hours on her hair.

Vidal Sassoon believes in low maintenance hair styles that can be personally cared for in between cuts. He



Vidal Sassoon
President and Chairman
of the Board of
Vidal Sassoon, Inc.

creates shapes to compliment the individual bone structure, with clean lines and balanced heads that shine. Vidal's cuts are brush and blow dry statements, trouble-free and easy.

"Hair is a home grown fiber, and its health is equally as important as the cut for terrific-looking hair," says the world's leading authority on the subject. "It needs to be cut every four to six weeks. Health counts, diet too, in the total body approach to hair — heads reflect how we live as well as how we look."



① A classic Sassoon blunt haircut with a Garbo feeling. This style is easy to wear in any climate and almost maintenance free. A precision cut is the key to this terrific look.



② To achieve the sleek fullness of this style, the perfect cut is followed by a body perm on the under layers. The hair on the crown remains straight and is blown and brushed smoothly over the curls.



③ This super-close tousled head of baby soft curls is perfect for those with naturally curly hair, or it can be achieved by permanently waving the head on pencil thin rods and neutralized. This cherub-like head is very easy to maintain. Wash it, condition it, place it with your fingers, and leave it to dry naturally.



④ The basic Afro adheres to the Sassoon philosophy that hair styles should be natural and maintenance free. A short, but not-too-short length, trimmed and shaped, results in the most flattering look.



⑤ A cap of gleaming-with-health hair with curved bangs and bevelled sides creates a free-spirited look. An expert cut forms a perfect frame of hair around the face. Wash it, condition it, blow it dry, and you're on your way.



⑥ The famous Geometric cut that revolutionized the beauty scene. Soft and smooth, this cut is designed to emphasize healthy, shining hair.

Male Flight Attendant Uniform

Delta Air Lines' male flight attendant uniform is handsomely styled to create an extremely professional look. It is of high quality and style, yet affords the comfort and wearability necessary for career apparel. Several wearing combinations allow for versatility and individual choice. This new uniform also coordinates well with the female flight attendant uniform in both style and color.




ALL-WEATHER COAT

The classic double breasted trench coat is made of 50% polyester/50% cotton. It is tan in color with a self fabric belt and buckle tab accents on the sleeves. This versatile coat has a 100% acrylic pile zip-out lining and a water repellant finish, making it serviceable on either a cold wintery day in Chicago or a rainy day in Houston.

SERVING VEST

A unique item in this uniform is the serving vest made from the "Delta Cities" graphic print. Matching the female serving garment, it helps to create a total family look aboard the aircraft. The beige background and blue print colors coordinate well with either the navy or camel pants. The 65% polyester/35% cotton fabric with soil release finish makes the vest practical as well.



SUIT AND SWEATER

Two highly styled classic two-button suits are issued to each flight attendant—one in navy and one in camel. They are fashioned from 55% polyester/45% wool for a combination of crisp good looks and comfort in wearing.

The jackets have single center vents. Pants come with optional belt loops. The vest, which is made in camel only, may or may not be worn with either suit.


A beige 100% Du Pont Wintuk® acrylic sleeveless sweater is an optional purchase item.

Approved uniform shirts in blue, white-on-white or ecru, are available through Delta Uniform Sales.

The solid navy tie is 55% polyester/45% wool. The multi-stripe tie is 100% polyester. Both ties coordinate with either suit.

To correctly accessorize your uniform, wear brown or black plain-toed shoes or boots (black with either the navy or camel, brown with the camel only).

SUIT AND VEST





2 10a E	9 41a	689/41	Atlanta
3 10a J	9 41a	389/41	Atlanta
3 10a J	9 41a	389/41	Atlanta
3 10a J	9 41a	389/41	Dallas
7 20a L	11 36a	201/1117	Atlanta
7 25a E	11 36a	717/1117	Atlanta
9 10a L	2 41p	209/11	Atlanta
9 20a E	2 41p	805/11	Atlanta
1 22p J	5 50p	521/825	Atlanta

NEW YORK

... EGO

BOSTON

BEAUMONT / PORT ARTHUR, TEXAS. CHATTANOOGA, TENN.



8 00a	11 32a L	351/709	Boston	
4 10p	8 06p J	307/959	Boston	
8 30p	10 49p L	283/321	Boston	
9 55a L	10 35a	7 00p L	7 40p	NONSTOP
608	402	NONSTOP		

Washington, D.C. / Baltimore, Md.

INVASANT

7 25a E	9 22a	7
9 10a L	11 03a	21
9 20a E	11 16a	81
12 10p L	2 04p	71
1 22p J	3 22p	51
3 10p L	5 03p	21
4 20p E	6 16p	81
5 15p J	7 13p	101
5 40p L	7 33p	111
9 15p J	11 13p	91
9 25p L	11 18p	31
9 30p E	11 27p	51

ANTA SAN FRANCISCO-DALLAS

DALLAS/FT.WORTH REGIONAL