

The Care and Wearing  
of the  
Delta Stewardess Wardrobe

## Table of Contents

I.	White/navy tunic .....	1
II.	White/red tunic.....	3
III.	Skirts.....	3
IV.	Navy tunic.....	5
V.	Navy pants.....	5
VI.	Smock.....	7
VII.	Short raincoat.....	9
VIII.	Midi raincoat.....	11
IX.	Fisherman's hat.....	11
X.	Winter coat.....	13
XI.	Crocheted cap.....	15
XII.	Handbag.....	17
XIII.	Scarf set.....	19
XIV.	Gloves.....	20
XV.	Shoes.....	21
XVI.	Boots.....	22

## *To the Delta stewardess....*

Welcome to the quality family of Hart Schaffner & Marx! You will be the center of attention in your new ensemble from Fashionaire, designed by Sharon Harris of Chicago.

This striking wardrobe is a projection of the fine Delta image and, therefore, the garments must be worn correctly. Accessories are also very important because they are accents to the ensemble and must be worn properly to complement the basic garment.

This booklet will give you some hints on how to wear and take care of your new stewardess wardrobe.

Wear it proudly and enjoy it, as much as we have enjoyed designing it for you!

Fashionaire  
HART SCHAFFNER & MARX



## WHITE/NAVY TUNIC

The strong personality of navy and white leads the way in the new Delta Stewardess Collection. This time it's a white tunic cuffed and belted in navy with a Delta insignia in cloisonne worn front and center.


This tunic may be worn with either the navy or white skirt, or the navy pants.

**CARE:** The fabric is 100% polyester, a real wrinkle-hater, which is so easy to care for.

Before washing, turn the tunic inside out, zip it up, and button the cuffs to preserve the beauty of the buttons during washing. Also, remove the buckle from the belt before washing.

Then just hand or machine wash and dry on warm or, roll it in a towel and hang to drip dry on a smooth wooden, plastic or other non-metallic hanger. This garment should never need ironing, but if a touch up is desired, a warm iron should be used.

This garment has been treated with a Zepel finish for spot/stain resistance. Spots should be removed with a little mild soap and lukewarm water. (This will work better than cleaning fluid.)



## WHITE/RED TUNIC

Choose long or short sleeves --- either way, you're right in white trimmed with red. This tunic is the same style and fabric as the white/navy tunic.

CARE: Same as for white/navy tunic.

Wear this tunic with either the red or white pleated skirt. The navy pants or skirt should not be worn with this tunic.

## SKIRTS

Pleats are fun -- and pleats are fashion -- especially when they're red/white/navy. They swing, they move, they're so comfortable. But best of all, they wash and dry in no time and the pleats stay in. The short length is young and cool -- just right for the busy life of the Delta stewardess. The elastic waistband makes them comfortable and perfectly sized for each girl. A slenderizing effect is achieved by tailoring the body of the skirt in a light fabric and attaching the pleats below the hipline.

CARE: Hand or machine wash and dry on warm or roll in a towel and hang to drip dry on a skirt hanger. These skirts should never need ironing, as the pleats are permanent. Small spots and stains can be removed in the same way as for the tunics.

## NAVY TUNIC

The Delta stewardess may also wear the smartly tailored navy tunic. This style has a shirt collar, tiny sleeves and a dash of color in the oblong scarf and logo "buckle".

This tunic is worn over the navy or white pleated skirt or navy pants.


CARE: Same as for the white/navy tunic.

## NAVY PANTS

Pants are so necessary for the 70's, and the Delta stewardess has not been forgotten. These are washable 100% polyester, with a center back zipper. The straight leg, which flares at the ankle, is both slimming and comfortable.

These are worn only with the solid navy tunic or the white tunic trimmed in navy.

CARE: Same as for white/navy tunic.





## SMOCK


Serving your passengers is a breeze in this shaped skimmer in bright sunflower yellow. Sharon Harris gives it a navy industrial zipper, a horseshoe neckline, and low pockets buttoned in navy. It's a great look -- over pleats or pants!

The smock should always be worn slightly longer than the dress, never shorter.

CARE: Turn inside out and zip, to preserve the beauty of the buttons.

Then hand or machine wash in lukewarm water. Drip dry as tunic, or tumble dry on warm setting. Since the fabric is cotton/polyester, this garment should never need ironing. If a touch up is needed, use a warm iron. Spots can be taken out with warm water and a little mild soap. (This will work better than cleaning fluid because this garment has been treated with a Zepel finish for spot/stain resistance and water repellency.)

## SHORT RAINCOAT



Weather is unpredictable, but this versatile coat will give the Delta stewardess the assurance of being warm and dry in any climate, due to its Zepel finish and navy pile liner. Spots and stains wash out with ease and the coat will shed rain and snow. You'll know this isn't just any old raincoat when you see the high-cut armholes and neat shirt collar. The tiny pockets and navy buttons give it contrast and individuality. The navy belt makes it young and new for the 70's.

This coat should always be worn buttoned and belted.

**CARE OF RAINCOAT:** Dry clean only at a reputable dry cleaning establishment. To preserve the beauty of the buttons we recommend that the dry cleaner remove the buttons and re sew them after processing. Or, have him turn the garment inside out before cleaning. A little lukewarm water and a little mild soap will take out small spots. It is good to renew the water repellency of this coat at a good dry cleaners a few times a year.

**CARE OF PILE LINER:** Dry clean only. Cold tumble, pile fabric method. Dry clean professionally with any clean organic solvent. Tumble dry at room temperature only -- short cycle and minimum extraction. Coin operated machines not recommended. Do not steam or press.

## MIDI RAINCOAT

All eyes will be on you, the Delta stewardess in your new sunflower yellow midicoat. Again we see the shirt collar, tiny pockets and lots of navy buttons. Marvelous with pants or pleats, this coat will keep you warm and dry in the style of the 70's.

Boots should always be worn with this coat when the pants are not being worn.

CARE: Dry clean as short raincoat. Buttons should be protected in the same way.

## FISHERMAN'S HAT

Walk in the rain, or run to the plane -- you're protected in your sunflower yellow Fisherman's hat.

This hat should be worn forward and pulled down on the head and tied at the center front with a small bow. This style is not suitable for teased hair.

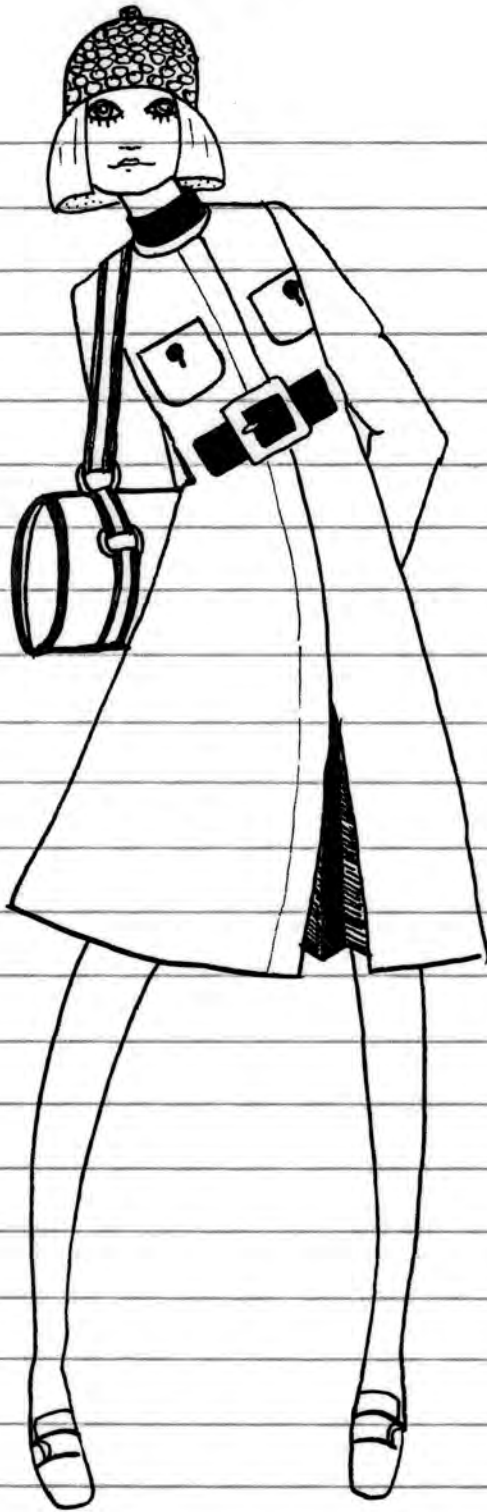
This hat should never be worn with the red coat or tunics.

CARE: The fabric is the same duck as the raincoat and it has been treated with a Zepel finish for water repellency and spot/stain resistance. Spots should come out with a little mild soap and water. If badly soiled, send to a reputable dry cleaner. After it has been cleaned a few times the water repellency should be renewed. Do not wash this item!





## WINTER COAT



Embarking on trips to wherever Delta flies is the tomato red winter coat. The collarless neckline fits easily over the tunics and the concealed button closing gives a neat appearance. Again, tiny pockets and navy buttons and belt are used for style continuity.

This coat should always be worn buttoned and belted.

The length should be up to 1" below the skirt.

CARE: The fabric is warm 100% wool, and is treated with a stain/soil resistant finish. Only a reputable dry cleaning establishment should be used for the cleaning of this coat. Be sure to protect the buttons in the same way as the raincoat.

## CROCHETED CAP




The Delta stewardesses are open to crochet, and top their wardrobe with a little navy cap. It's light, packable, ribbon knit with a tiny top knot.

This hat is meant to be young and fun. The look is casual and "small-headed". It looks best worn forward and pulled down over a casual hairstyle, either long or short. It can also be worn with the hair pulled back in a knot or tied "George Washington" style. Hair should show from underneath at all times. Stuffing all the hair underneath makes the hat look old. The cap may also be worn in other ways which are consistent with Delta policy.

This cap may be worn with any of the components in the Delta Stewardess Collection.

CARE: This hat requires little care. Being navy it won't show soil. If necessary, it may be cleaned at a reputable dry cleaners. Remember that it is not washable! Try to avoid snagging it on anything. When being carried in a handbag, hanger pack, suitcase etc., place it in a plastic bag to avoid snags or soil.

## HANDBAG





Your new dufflebag will be a standout in the airline industry. It is made of navy or yellow dyed-to-match vinyl -- soft and scratch resistant. It features an adjustable shoulderstrap of tri-color webbing, scarf rings, a zipper closure, and an interior pocket.

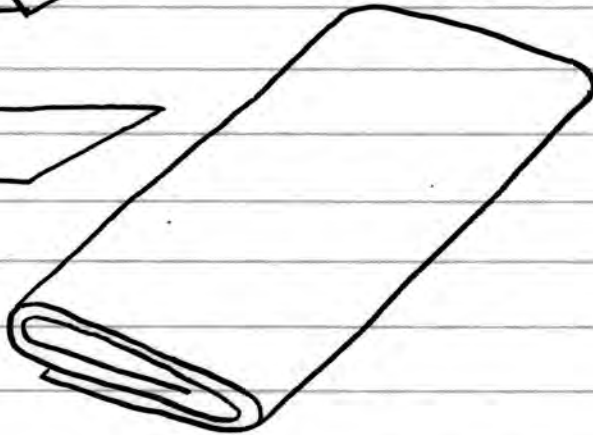
The dufflebag should be carried in the hand, like a suitcase, (when strap is shortened) or on the shoulder. Be sure that the shoulder strap is short enough. It is more comfortable to push the bag to the back and keep it there with the elbow, while holding on to the shoulder strap in front. This is the newer way to wear it ---not with the hand on the bag at the side. It is never to be carried over the arm.

**CARE:** Fingerprints, soil, etc. can be wiped off with a damp cloth. The belting handle has been treated with a Zepel finish so any spots or stains can be taken out with a little mild soap and water. A rough cloth or brush should be used.

1.



2.



3.

## SCARF SET

Your scarf set consists of a 21" square and an 11" x 44" oblong. They are designed to be both eye catching and functional. The colors used in the striped patchwork design incorporate all the colors in your new wardrobe.

The following are the three ways they should be tied:

### Oblong scarf -

1) Worn under the collar of the navy tunic. Fold as in illustration #2 and tie in a square knot as in #3.

2) This scarf can also be worn ascot style under any of the coats or folded as in illustration #2 and worn outside of the red coat.

3) Turn front edge under and wear on head. N.B. The oblong scarf is never to be worn on the handbag or hair.

### Square scarf -

1) Worn (folded in a triangle) outside at the neck of the tomato red coat.

2) Can also be worn as an ascot under any of the coats.

3) To wear on the handbag, fold as in illustration #1 and tie in a knot.

4) With long hair pulled back fold as in #1 and tie. With short hair fold scarf as in #2 and tie on hair.

N.B. The square scarf should never be worn on the head.

Scarves are never to be worn at the neck of the white tunic.

These scarves are to be worn only as specified.

## CARE OF SCARF:

Both scarves are 100% polyester twill and are hand washable only with mild soap and lukewarm water. They must be laid out flat to dry after washing. **DO NOT LEAVE ROLLED UP.** Always press with a warm iron only.

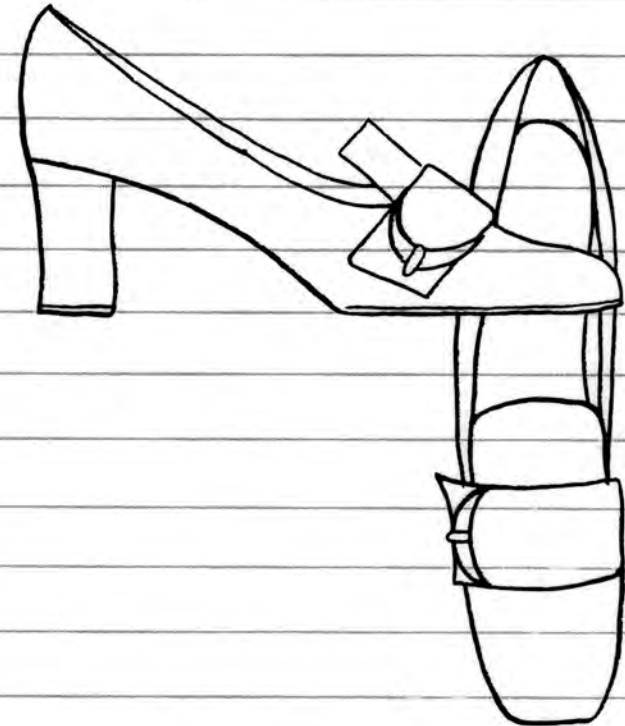
## GLOVES

The gloves are navy leather, silk lined for warmth, in a four button length.

These should only be worn with the coats --- never with the pantsuit or dress alone.

Never carry both in the hand (or wear one and carry the other). Put them inside the handbag when not being worn.


**CARE:** Being of genuine leather, they should be cleaned if needed, at a reputable dry cleaning establishment.



The Delta stewardess shoe is navy with gold hardware trim and a heel height of 1½".

The high vamp effect makes this shoe suitable for wear with both skirts and pants.

BOOTS



The Delta boots are navy stretch vinyl in an up-to-the-knee length. The heel height is 1½".

CARE: Patent leather cleaner should be used to remove soil.

A handwritten signature in black ink, which appears to read "Susan Raymond". The signature is fluid and cursive, with a large, prominent initial "S".

Fashion Cordinator  
Fashionaire Division  
Hart Schaffner & Marx, Chicago